

Complete Documentation Solution for Medical Procedures & Surgical Videos

Full HD
1080P



4K



CaptureITPro

Medical Imaging Software

CaptureITPro is CE certified and FDA registered, easy to use, functionally rich, medical documentation software. It connects to various visual light medical devices, Ultrasound, C-arm, etc..., and allows capturing of medical images in BMP/JPG/DICOM format and high definition videos in AVI/MPEG/MP4/H264 format. Allows limitless video recording and image capturing for medical procedures and surgical videos. Single robust software platform combining patient data management, medical documentation and integration possibilities of next level EMR solutions. It is a vendor neutral software and acts as a bridge between Non-DICOM medical modalities and PACS.

DICOM / HL7 Support

Connect DICOM modalities like Ultrasound, C-ARM, USG etc., to receive DICOM images and store in DICOM/BMP/JPG format. Reports combined with endoscopy images & DICOM images can be generated. Our software connects with various PACS systems to send DICOM images/reports automatically or manually. Our software readily integrates with Hospital Information Systems. It provides bi-directional communication to get patient data from HIS / HMS and send captured data back to HIS / HMS for centralized storage.

Customizable Reports

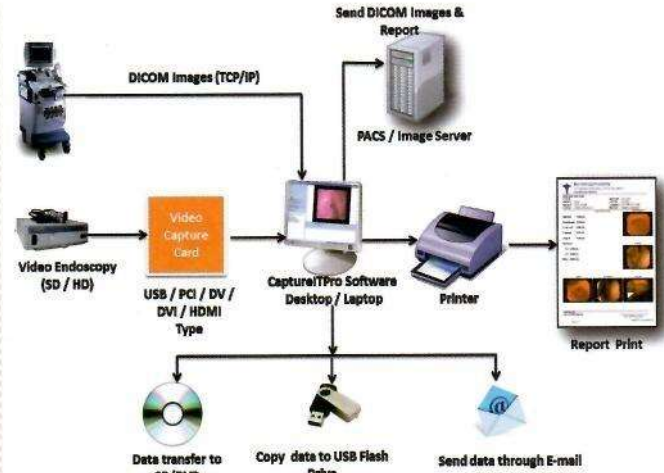
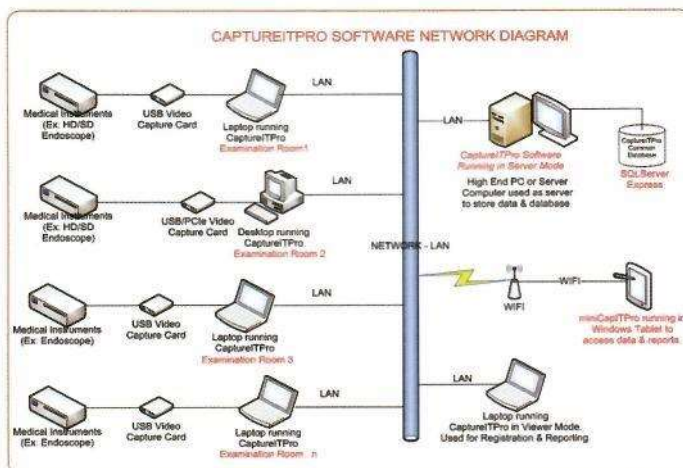


Picture-in-Picture mode

CaptureITPro enables PIP mode to display two video source signals in single screen. It gives simultaneous display of endoscopic and ultrasound or C-Arm images in EUS or ERCP procedures.

Client - Server Architecture for Centralized data access

Connects multiple procedure client systems with the centralized database access. Scalability to increase the number of client systems, which can be used as standalone and synchronized with centralized server. Dedicated viewer license can setup the registration or reporting station where user can have only patient's registration part or reporting work separately from the capturing client.



Salient Features :

- Patient database with intelligent dynamic search options.
- Data analysis with charting option.
- Videos and images are organized in accordance with patient visits.
- Automatic data import options from multiple sources.
- Capture DICOM Images from Non-DICOM Devices.
- Modality workload integration.
- Overlay of patient data on images & videos.
- Audio + video capture; record videos in 1080p/720p.
- Special controls to enhance image quality.
- Excellent video compression with best playback video quality.
- Playback the recorded videos and capture images.
- Video player speed control - to playback frame by frame.
- Camera triggers / footswitch support.
- Receive data from DICOM modality.
- Flexibility to integrate any editor to add annotations on images and videos.
- Send images/videos to MS-PowerPoint for presentation.
- Customizable & editable reports.
- Cropping feature optimizes the print cost.
- In-built word notes support.
- Direct data export to DVD/ Blue-Ray.
- Send patient data by Email.
- Data export to external / cloud storage.
- PACS / HMS / HIS / Integration.
- Easy data archive and retrieve options.
- Camera button trigger or Foot switch support for image snapshot.
- Real-time Video input switch.
- Free hand drawing on the video screen.
- Timer options to monitor procedure timings and follow GI standards.

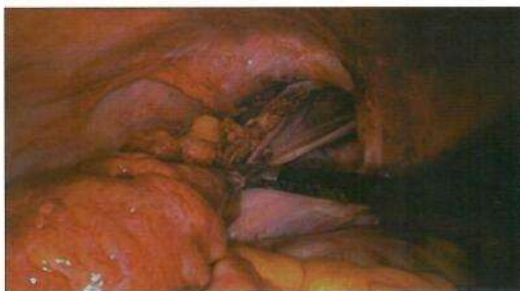
Full HD
1080P

High Definition

now available in stunning

HD

HIGH DEFINITION



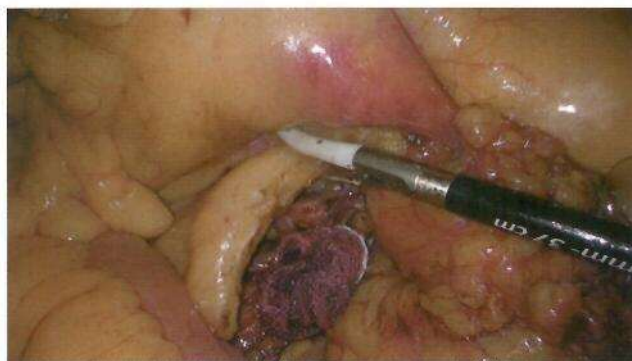
High Definition (HD) Video Capture

CaptureITPro connects to HD Endoscopy & Laparoscopy systems (DVI/HDMI/HD-SDI output) and allows recording video/images in HD resolution (720p/1080p) with 50/60 fps. It uses excellent video compression technology (H.264) with best playback quality. HD images/video can be edited for presentation, training and reporting purposes and to easily store one hour HD video in a DVD disc.

4K Solution

The **4K** resolution, the highest available resolution today, sets the industry standard for incredible detail & picture display. Utilizing unique color capabilities, it helps to increase the visibility & depth perception. This new enhanced color pattern gives more detailed view to surgeon.

AmbalSoft is pleased to introduce CaptureITPro - 4K, medical software with 4K resolutions in its portfolio. This product is at its par, with the latest 4K technology & gives the pride to become the cost effective software solution provider yet again. The CaptureITPro - 4K records detailed packed 4K resolutions both 4K UHD (3840 x 2160) & Full 4K (4096 x 2160) videos using AVC/H.264 compression for extremely high quality images with four times the resolution of full HD. It works with various 4K medical graded camera scopes to contribute medical advancement.



The advanced CaptureITPro – 4K solution has Image enhancement technology which enables greater sense of depth. This provides more clarity, much detail, sharper image which helps for case studies in further diagnosis.



CaptureITPro 3D

Surgical Documentation Solution

AmbalSoft has achieved one more milestone in the surgical documentation solution by getting into 3D technology. The three-dimensional (3D) endoscopy is an emerging tool in endoscopic surgery that provides a realtime depth perception. Our CaptureITPro 3D software displays the live video in 3D format with the support of high resolution 3D grabber card which can be viewed through polarized 3D glasses. It supports with any 3D monitor and gives real-time experience at the time of reviewing the recorded clips. Such 3D recorded clips make the surgeon feel easy to judge the visual depth of ulcers or tumors and thereby decreasing the risk of unnecessary damages. It supports both single channel stereo output type as well as Dual Channel signal type. 3D High-Definition surgical videos could be instrumental in training the next generation of endoscopic surgeons.



Other Products

VetITPro : Delicately developed to cater the needs of veterinary related medical procedures and surgeries, allows for quick documentation.

MiniCapITPro : This is the single windows based, portable, advanced integrated solution which can be used on Tablets giving the edge of quick review and report generation on the move.


OT Streaming Solutions: Intended to reduce the risk of running multiple cables within the OT; capable of transmitting voice & videos through LAN/ Wi-Fi.



Multi-Channel

Recording Solutions

CaptureITPro-Multichannel enables users to connect with various camera systems in OR and allows them to record all the camera source at the same time. This gives centralized viewing capability for the doctors to monitor all the camera signals in a single display. CaptureITPro - Multichannel solution comes with a special video grabber and which can connect with 4 different camera systems. Recording can be done both parallel (all four channels can be reordered simultaneous) and synchronized recording of any one channel as per users selection.



Salient Features :

- Multiple camera input option
- Parallel and Synchronized recording options
- H.264 Compression with best playback support.
- Limitless Video recording and Image capturing options.
- Foot Switch Support for Video and Image Capture.
- Playback and image capturing options.
- Effective video management with Pause & Resume options
- Network Compatible.
- Live Monitoring & Live Switching
- Easy archive options
- User friendly video display interface.
- Users can select their custom layouts in the video screen to visualize the multiple camera signals as their preferable view.
- The position of the each camera signal can be rearranged by drag drop option.



CEMR

Clinical Electronic Medical Records

CEMR is easy to use windows interface for single and multiple practice to manage electronic medical record. It helps to perfect the efficiency of medical practice, assisting the busy doctor to maintain accurate electronic patient records, produce e-prescriptions, manage appointments schedules, billing and much more...

You can record all medical information about your patients, related to their progress and their corresponding examinations in a professional manner.

The user interface is fully personalized for any kind of medical speciality , filled with features such as a quick search engine to extract patient information as and when it is required.

Cloud platform gives more control and flexibility in keeping patient data in online with the most secure cloud environment. No maintenance and initial investment required on the IT infrastructure in your clinic. Also the scalability is much simpler than the client-server setup. A web-based EMR system makes it easy to add new users, doctors or locations. The flexibility of web-based software allows small practices to think big and grow without spending lot of resources.

Salient Features :

- Precisely designed, based on medical specialty.
- Patient data management with snapshots.
- Both cloud & client – server mode available.
- Data's can be tracked electronically. Also multiple consultant's schedule and appointments can be managed.
- Health records can also be tracked like consultations, diagnostics, treatments etc.
- Existing paper reports can be scanned, attachment of images and documents to the patient records, investigates the reports and stores them electronically.
- E-Prescription can be generated.
- E-mail appointment reminders can also be sent to patients.
- Wizard based screens for easy navigation in mobile devices.
- Built in customized medication library based on specialty.

APPOINTMENT MODULE



EXAMINATION MODULE



PATIENT MODULE





ColpoITPro

Colposcopy Imaging Software

ColpoITPro an innovative product from AmbalSoft which helps medical professionals involved in Colposcopy examination to move away from hand written reports to digital imaging and video management system & reporting since it combines latest modified REID index as per WHO standards, built in referral library images and Biopsy marking tools.

Salient Features :

- Futuristic Patient data management tool with multiple visits options.
- Easy visit switch option to compare images for better analysis.
- Intelligent quick search and export patient list to MS- Excel format for better statistics management
- Save images in BMP/JPEG/DICOM format during review/record/playback mode.
- Apply Green Filter to images and timer options for Acetic & Iodine test.
- Save video in AVI/MPEG format with excellent video compression.
- Import and export images/video/ Report files from USB / external network storage.
- Directly burn videos/images to DVD/CD/USB Drive and make available to patients for viewing.
- Export data to MS-Paint, Power point, Movie Maker and Adobe PDF Reader.
- Word notes feature to provide detailed procedure summary reports.
- Data archive and retrieve options



Reid Index:

Reid's Colposcopy Index (RCI) is a systematic, objective method in colposcopy to grade the severity of premalignant cervical lesions.

Image Comparison:

ColpoITPro has more than 300+ standard library images with descriptions which can be compared with the actual study data. Images are categorized into three stages CIN 1, CIN 2, CIN 3. Selective images for future reference can be added to the library as per the user's need.

Biopsy Marking:

Graphical abstract image to mark biopsy findings and other colposcopy impressions which can be added in the procedure reports.



OptoITPro

Ophthalmology Imaging Software

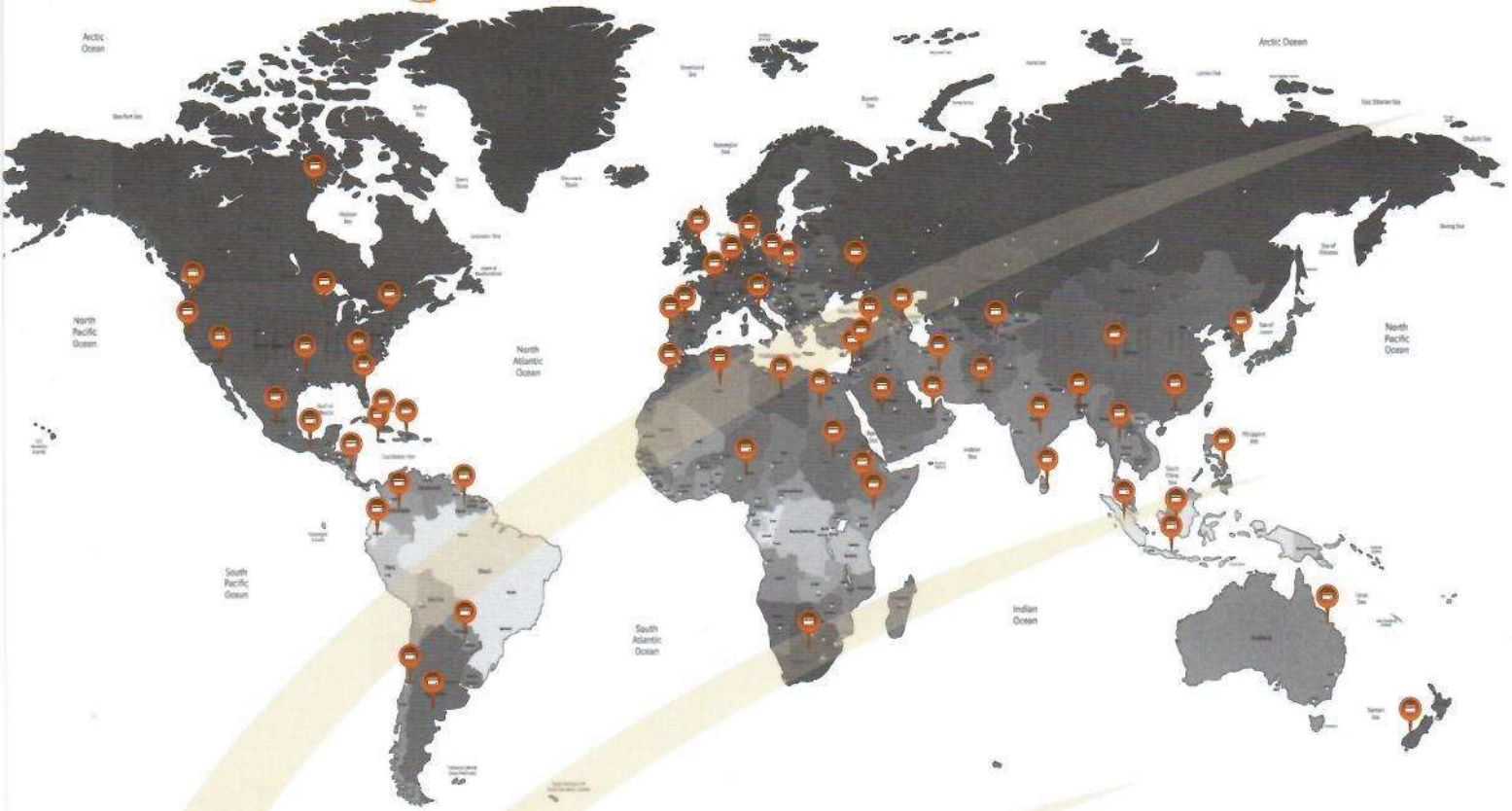
OptoITPro is an independent and totally self-contained video capture software product that works with various slit lamps and video microscopes used in Ophthalmic procedures; it is the answer to your search for simple, fast, reliable and efficient video capture and image management software for eye examination & surgeries.



Salient Features :

- Ribbon user Interface. No learning needed.
- Inbuilt Patient-Visit-Image management feature.
- OD – OS image and video categorization.
- Overlay of patient data on images and videos.
- Excellent video compression. Saves more than 90% of the storage space.
- Option to playback recorded videos and capture images.
- Cropping options to optimize printer ink usage and cut cost.
- Customizable 1 to 18 images report.
- Direct data export to DVD / Blue-Ray.
- Live network streaming of videos.
- Easy editing options of image and videos for quick presentations with annotations.

Solving Healthcare Needs - Worldwide



UAE | China | Greece | Pakistan | Qatar | South Korea | Italy | UK | Romania | Nigeria | Singapore | Philippines | Hungary
Germany | Spain | Bahrain | New Zealand | Sri Lanka | South Africa | Nepal | England | Palestine | Saudi Arabia | France
Thailand | Turkey | Switzerland | Indonesia | Portugal | Kenya | Malaysia | Iran | Egypt | Guantanamo Bay | New York
Morelos | Florida | California | Missouri | Texas | Pennsylvania | Dominican Rep. | Buenos Aires | Trinidad
Grand Cayman | Columbia | Chilli | Israel | Bangladesh | Morocco | Canada | Ecuador

Available in 10 + languages

English | Deutsch | Italiano | Türkçe | Chinese | Korean | Español | Русский | Português | Français | Hungarian



6500+
Installation Sites



10000+
Doctor Using



50+
Countries



10+
International OEM Partners

Headquarter - India

AmbalSoft InfoTech Pvt Ltd

32/11, Pitchu Street, Mylapore,
Chennai - 600 004.

Tamil Nadu, India

(91) 44 2461 2008, 2464 0228

98400 31811 | 82200 52792

Toll free : 1800 120 9848

Email: sales@ambalsoft.com

USA Office

AmbalSoft LLC

#32, Edward Place, Monroe,
New York – 10950, USA.

(845) 637 3190 | (845) 751 0235

Toll free: 1800 747 9349



twitter.com/AmbalSoft



facebook.com/AmbalSoft



linkedin.com/company/ambalsoft



skype.com/ ambalsoft.infotech

www.ambalsoft.com